



Frequently Asked Questions

Why purchase a meal plan?

Meal plans have countless benefits including convenience, flexibility, variety and social advantages! Make your life easier and save time and money with up to 23% in savings!

How does my meal plan work?

When you purchase a meal plan, you use your Seneca One Card at any of our Aramark dining locations just like a debit card to purchase food up to 23% off!

Where can my meal plan Food Bucks be used?

Food bucks can be used at any Aramark location. This includes all the main cafeterias at Newnham, King, Seneca@York, and Markham campuses as well as at our branded locations such as Tim Hortons, Subway, Starbuck, GREENS to GO, Manchu Wok, Bento Sushi and more. See a list of locations at <http://senecadining.campusdish.com/Locations.aspx>.

Do I have to pay taxes?

When you purchase any of our plans, you do not pay additional tax on the "You Pay" price!

The Silver and Gold Plan also have additional 13% in tax-free savings! When you use these plans to purchase food on campus, you do not have to pay taxes at check-out when used within the tax-free duration! The tax-free duration of the Silver Plan is 1 semester. The tax-free duration of the Gold Plan is 1 academic year. Currently, the Gold Plan must be purchased during the Fall semester.

Does my meal plan expire?

No, the Food Bucks in your "You Pay" balance of your meal plan do not expire. If you have any unused Food Bucks they will rollover into College Bucks at the end of the meal plan period.

Unused Food Bucks from the Starter, Bronze and Silver Plans rollover into College Bucks after 1 semester. Unused Food Bucks from the Gold Plan rollover into College Bucks after 1 year.

Free food bucks are our bonus incentive and will expire. Unused Free Food Bucks from the Starter, Bronze and Silver Plans rollover into College Bucks after 1 semester on the last day of exams. Unused Free Food Bucks from the Gold Plan rollover into College Bucks after 1 year on the last day of April exams.

What are Food Bucks and Free Food Bucks and how are they different from College Bucks?

Food bucks are cash equivalents that you can use on campus to buy food. College bucks can be used on campus to purchase food as well as in the bookstore, to print and for parking. Any food bucks not used will roll-over into your next semester as college bucks, so you do not have to worry about not using

them up. However, Free Food Bucks are our bonus incentive for students to buy a meal plan and these do expire at the end of the meal plan period.

Can I buy Food Bucks in another amount?

No, you can not add a different amount of food bucks other than the set Meal Plans to your OneCard. If you need to top-up your meal plan you can purchase another plan once your balance reaches zero.

What if I have special dietary needs?

We have multiple options to accommodate dietary needs including halal, vegetarian, vegan and no-gluten options. Below, you can see the reference guide used on our menus for locating items that meet specific dietary needs. For more information on accommodating dietary needs please contact us with your specific needs.



Where can I read the fine print?

More information on Seneca's terms and conditions is available here

<http://www.senecacollege.ca/onecard/terms-and-conditions.html>. We recommend that you review this before purchasing a meal plan.

Can I share my meal plan card?

Your meal plan is non-transferrable. Only the person who has the meal plan can use the meal plan card.

How can I buy a meal plan?

Purchase a meal plan in-person at the OneCard Office or you may purchase a meal plan online at www.senecacollege.ca/onecard and login with a Seneca ID, select a plan and then click 'Check Out.'

Where can I learn more?

Information on promotions, incentives, daily deals and events will be communicated to Seneca students via our social media channels. You can follow us on twitter @SenecaDining, on Facebook at Seneca Dining Services and or on Instagram at SenecaDining. For all other information you can visit our website at <http://senecadining.campusdish.com>.

Can I use my declining dollars at the Subway in the Residence building at Newnham campus?

No, the Subway restaurant in the residence building is owned by an outside vendor. However, there is a Subway in on the 3rd floor in building B (still on the Newnham campus about a 5min walk away) which is owned by Seneca Dining Services and meal plan holders can use their declining dollars tax-free.

Who can eat at Oasis?

Any student who lives in the Newnham Residence and their signed-in guests are allowed to eat at Oasis. You do not have to be on a meal plan to eat there.

WE'VE GOT A PLAN... for YOU

MEAL PLANS	FREE FOOD BUCKS	TOTAL SAVINGS	YOU PAY
STARTER PLAN	\$15	7.5%	\$200
BRONZE PLAN	\$60	10%	\$600
SILVER PLAN	\$80	21%	\$995
GOLD PLAN	\$200	23%	\$1,990

ORDER ONLINE TODAY!
VIEW TERMS & CONDITIONS AT WWW.SENECACOLLEGE.CA/ONECARD

  
@SENECADINING



SENECA DINING WEBSITE: WWW.SENECADINING.CAMPUSDISH.COM

NEWNHAM

Au Large Blvd.

MARKHAM

YORK

KING

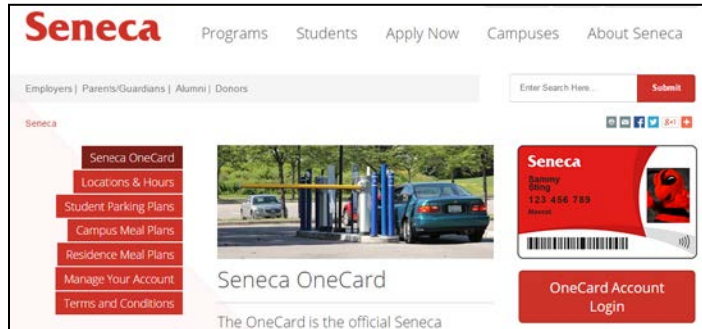
- GET WHAT YOU WANT, WHERE YOU WANT, WHEN YOU WANT IT.**
- NEWNHAM** LEVEL 1 BLDG.
- Food Court 1 | D
 - Manchu Wok, Bento Sushi, Pizza Pizza, Grille Works, Tim Hortons Kiosk, Sultans, Sandwich Shack & Pan Geos 1 | D
 - Starbucks D 1 | D
 - Tim Hortons - Bits N' Bites 3 | D
 - Tim Hortons - The Bridge 1 | B
 - GREENS TO GO 3 | B
 - Starbucks A 2 | A
 - Tim Hortons - Mini 3 | A
 - Subway 3 | A
 - Oasis RESIDENCE
- MARKHAM** GROUND
- Food Court
 - Tim Hortons Express
 - Bento Sushi, Pan Geos
 - Grille Works & Pizza Pizza
 - Tim Hortons GROUND
- YORK** 1 | SEQ
- Food Court
 - Grille Works, Sultans
 - Pizza Pizza, Pan Geos
 - Grille Works & Tim Hortons Kiosk
 - Tim Hortons 1 | SEQ
 - Subway 2 | SEQ
- KING** 1 | I
- Food Court
 - Grille Works, Sultans
 - Pizza Pizza, Pan Geos
 - Hearty Soup & Eco Coffee
 - Tim Hortons 2 | I

HOURS OF OPERATIONS CAN BE FOUND ON WWW.SENECADINING.CAMPUSDISH.COM

How to Buy a Meal Plan Tutorial

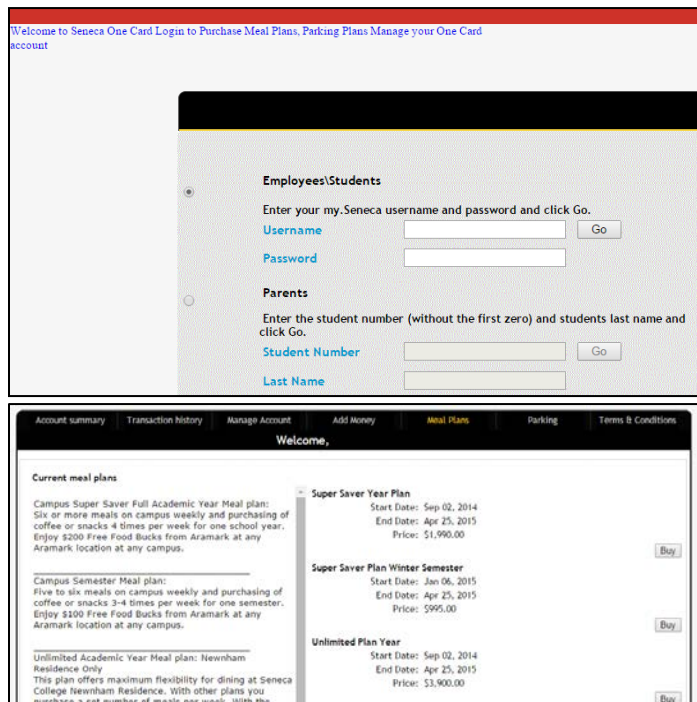
Step 1: Visit www.senecacollege.ca/onecard.

Step 2: Click OneCard Account Login button on the far right of the page.

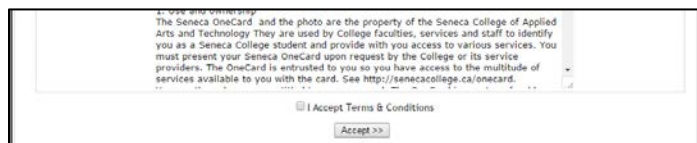


Step 3: Enter your OneCard information.

Step 4: Click Meal Plans. The selection of available meal plans will be on your right with pricing. Off-Campus meal plans and Campus Meal Plans both refer to the Super Saver Meal Plans.



Step 4: Read and accept the terms and conditions.



Step 5: Check out and enjoy saving money on food!